




TREKHAKEN • ATTELAGES • ANHÄNGERVORRICHTUNGEN • TOWBARS • ENHANCES • ANHÆNGERTRÆK • GANCI DI TRAINO

Montagehandleiding | instructions de montage | Einbauanleitung | Mounting instruction
Instrucciones de montaje | monteringsvejledning | istruzioni di montaggio

Toyota RAV4 V (type XA50)

11/'18-


- ✓ 2WD + 4WD
- ✓ HYBRID
- ✓ 'HANDSFREE TAILGATE'



Suzuki Across (type A5Z)

12/'20 -

- ✓ 2WD + 4WD
- ✓ HYBRID
- ✓ 'HANDSFREE TAILGATE'



Gdw nv. Hoogmolenwegel 23 | B | 8790 Waregem | T +32 (0)56 60 42 12 | F +32 (0)56 60 01 93 | gdw@gdwtowbars.com | www.gdwtowbars.com

REVISIENUMMER 000 | N° REVISION 000

18-08-2021

2588T60

NL Belangrijke raadgevingen

Montage

- Voor de montage moet de trekhaak eerst op het voertuig gepresenteerd worden.

De belasting van een aanhangwagen en van een accessoire dat op de koppelingskogel wordt voorzien, zijn anders van aard. Voor beiden kunnen verschillende limieten van toepassing zijn. Hiervoor verwijzen we naar het instructieboekje van de wagen of naar uw concessiehouder.

FR Recommandations importantes

Montage

- Présenter l'attelage sous le véhicule avant d'effectuer le montage.

La charge d'une remorque ou d'un accessoire prévue sur la boule d'attelage, est de nature diverse. Pour ces deux éléments, il peut y avoir des limites d'utilisation. Nous vous recommandons de vous référer à votre livret d'instructions ou de vous renseigner chez votre concessionnaire.

EN General instructions

Fitting

- Present the towbar under the car first to check if all points are right.

The load of a trailer and of an accessory fitted on the towing ball are of a different nature. Different limits may apply to both. For this matter, we refer to the instruction manual of the vehicle or we advise you to contact your concessionaire.

DE Wichtige ratschläge

Montage

- Erst die Anhängerkupplung und das Fahrzeug kontrollieren, danach montieren.

Die Belastung eines Anhängers und eines Zubehörs, die man auf einer Kupplungskugel voraussieht, ist wesentlich anders. Für beide gilt, dass diese unterschiedlich begrenzt sein können. Deswegen möchten wir verweisen auf die Bedienungsanleitung des Fahrzeugs oder auf Ihren Vertragshändler.

ES Instrucciones generales

Montaje

- Presentar el enganche debajo del vehículo antes de realizar el montaje.

La carga de un remolque y un accesorio montado en una bola de remolque son de una naturaleza diferente. Se pueden aplicar diferentes límites a ambos. Para este asunto, nos referimos al manual de instrucciones del vehículo o le recomendamos que contacte a su distribuidor.

DK Generelle instruktioner

Montering

- Præsenter trækstangen under bilen først for at kontrollere, om alle punkter er rigtige.

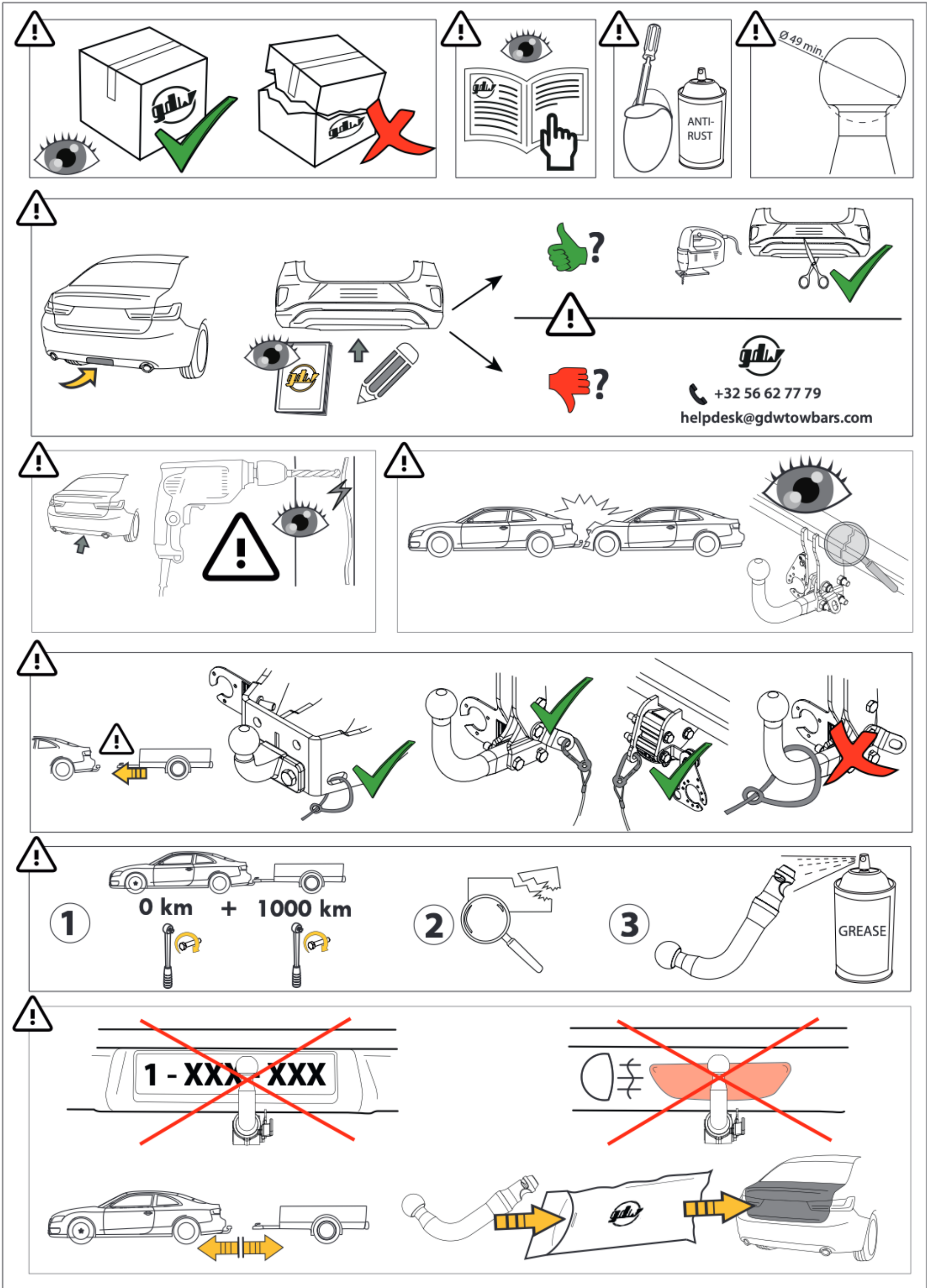
Belastningen af en trailer og af tilbehør tilkoblet anhængertrækket er forskellige. Der kan være forskellige begrænsninger på begge. I disse tilfælde henviser vi til bilens manual, eller anbefaler dig at kontakte bilforhandleren








IT Consigli importanti

Montaggio

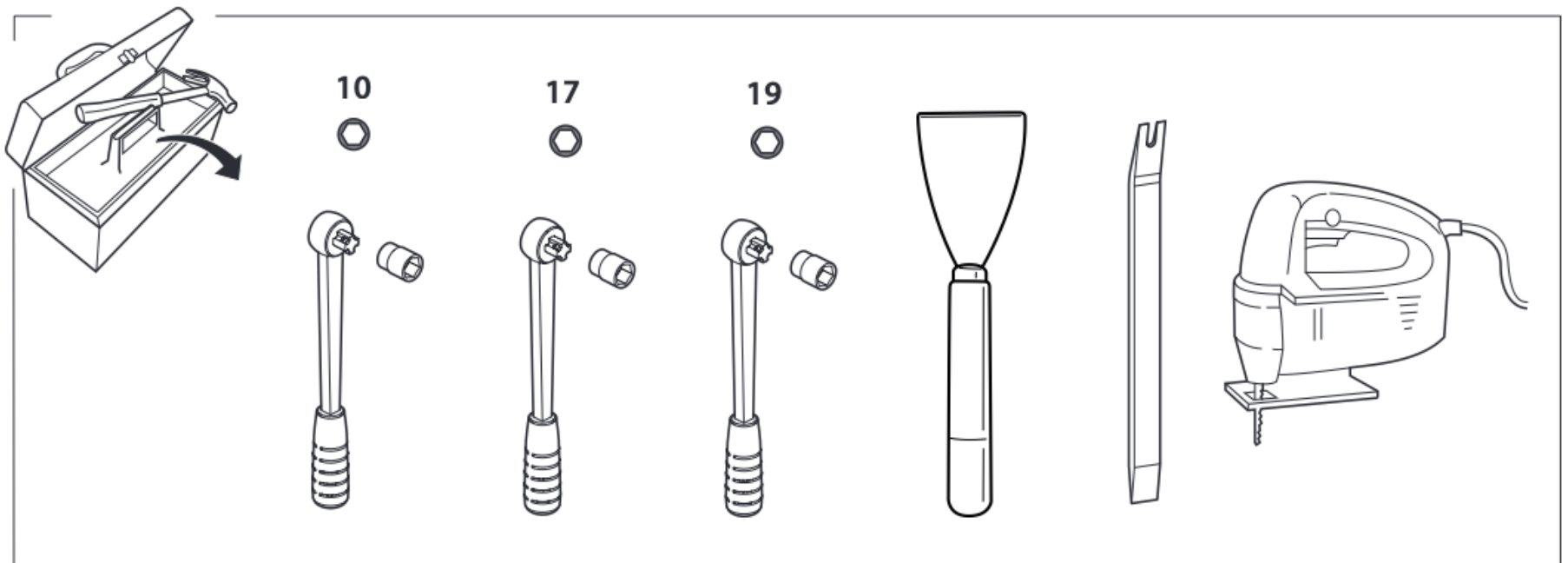
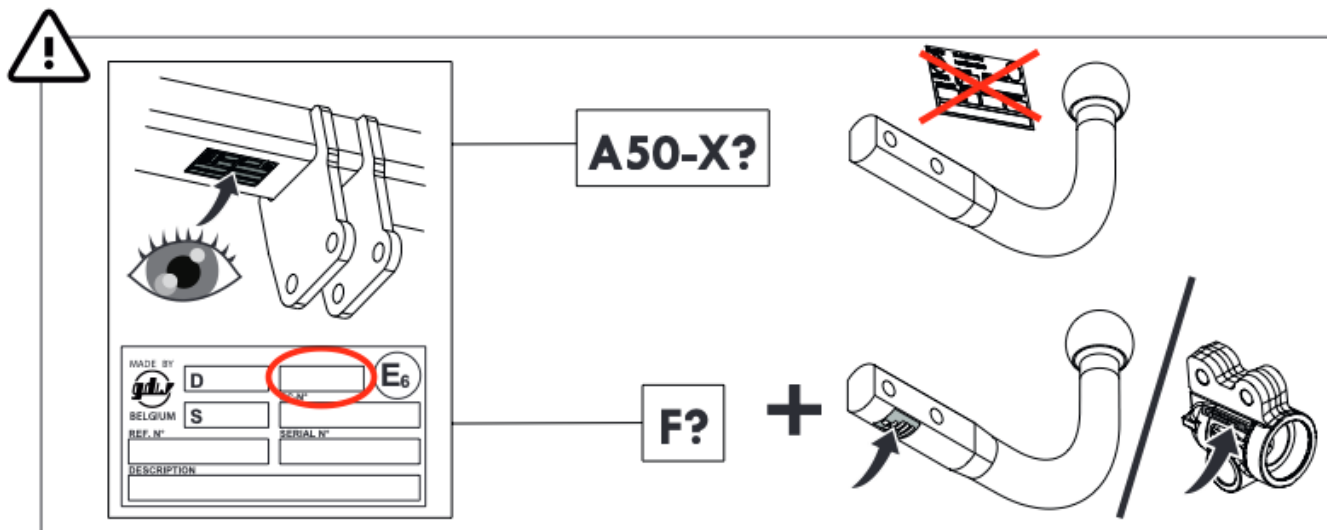
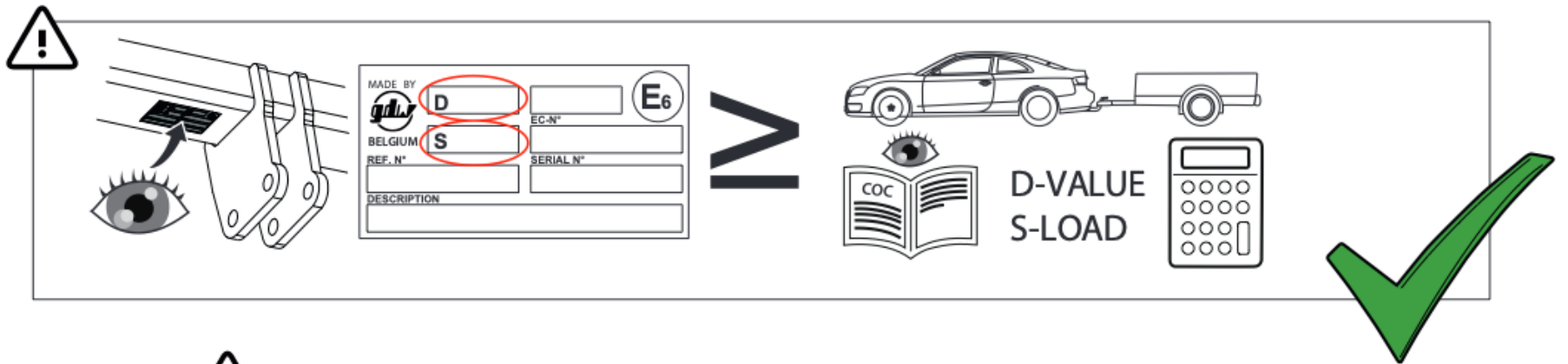
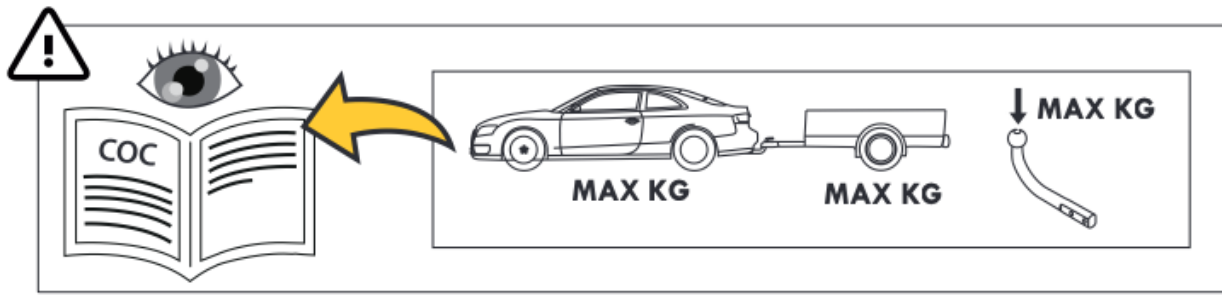
- In primo luogo, presentare la struttura sotto l'automobile per verificare che tutti i punti di attacco coincidano.

La massa rimorchiabile del veicolo potrebbe essere diversa dal valore riportato sul documento del gancio di traino. Per questo motivo, vi invitiamo a consultare sempre la carta di circolazione del veicolo (Pos. O.1) o a rivolgervi al vostro concessionario di fiducia



MADE BY 	D 11,00	F	E6	 	 max kg X  max kg $\times 0.00981 \leq 11,00 \text{ kN}$
BELGIUM	S 100	EC-N° 55R-02 1683			
REF N° 2587		SERIAL N° XXXX			 ≤ 100 kg  ≤ 2000 kg
DESCRIPTION					
Toyota RAV4 V 11/'18- ; Suzuki Across 12/'20-					

See the Certificate Of Conformity (COC) of your vehicle or contact your dealer to verify the max. trailer weight of your car!

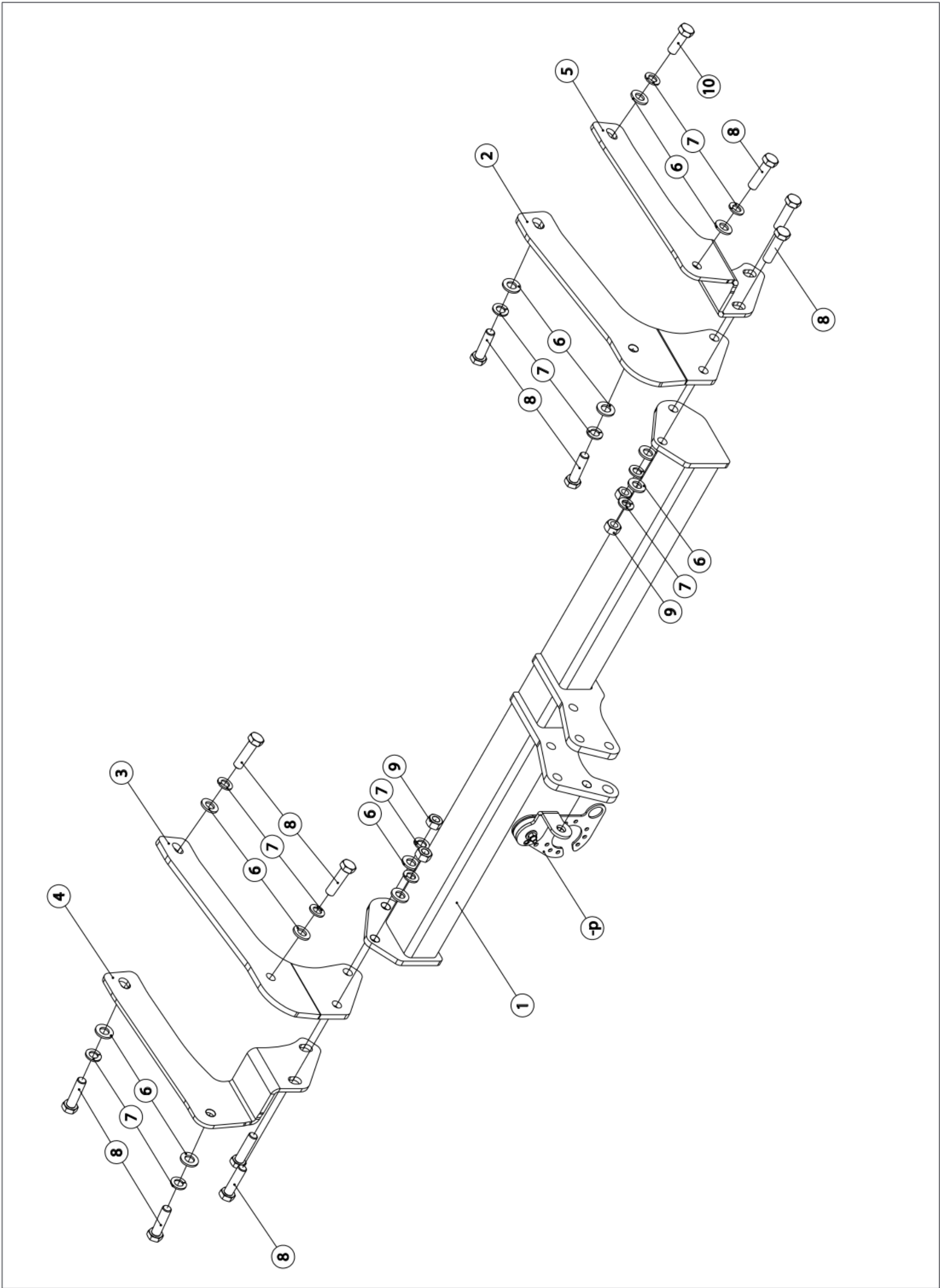


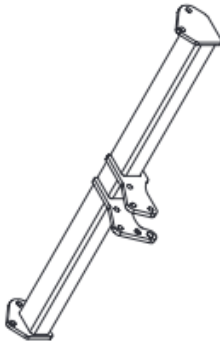
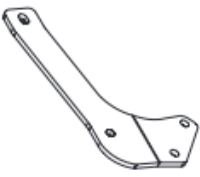
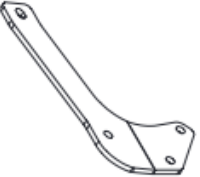














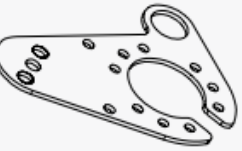


helpdesk@gdwtowbars.com
+32 56 62 77 79


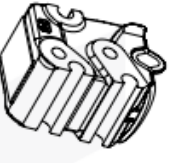









Monday	08:00 - 12:00	12:30 - 16:30
Tuesday	08:00 - 12:00	12:30 - 16:30
Wednesday	08:00 - 12:00	12:30 - 16:30
Thursday	08:00 - 12:00	12:30 - 16:30
Friday	08:00 - 12:00	12:30 - 15:30



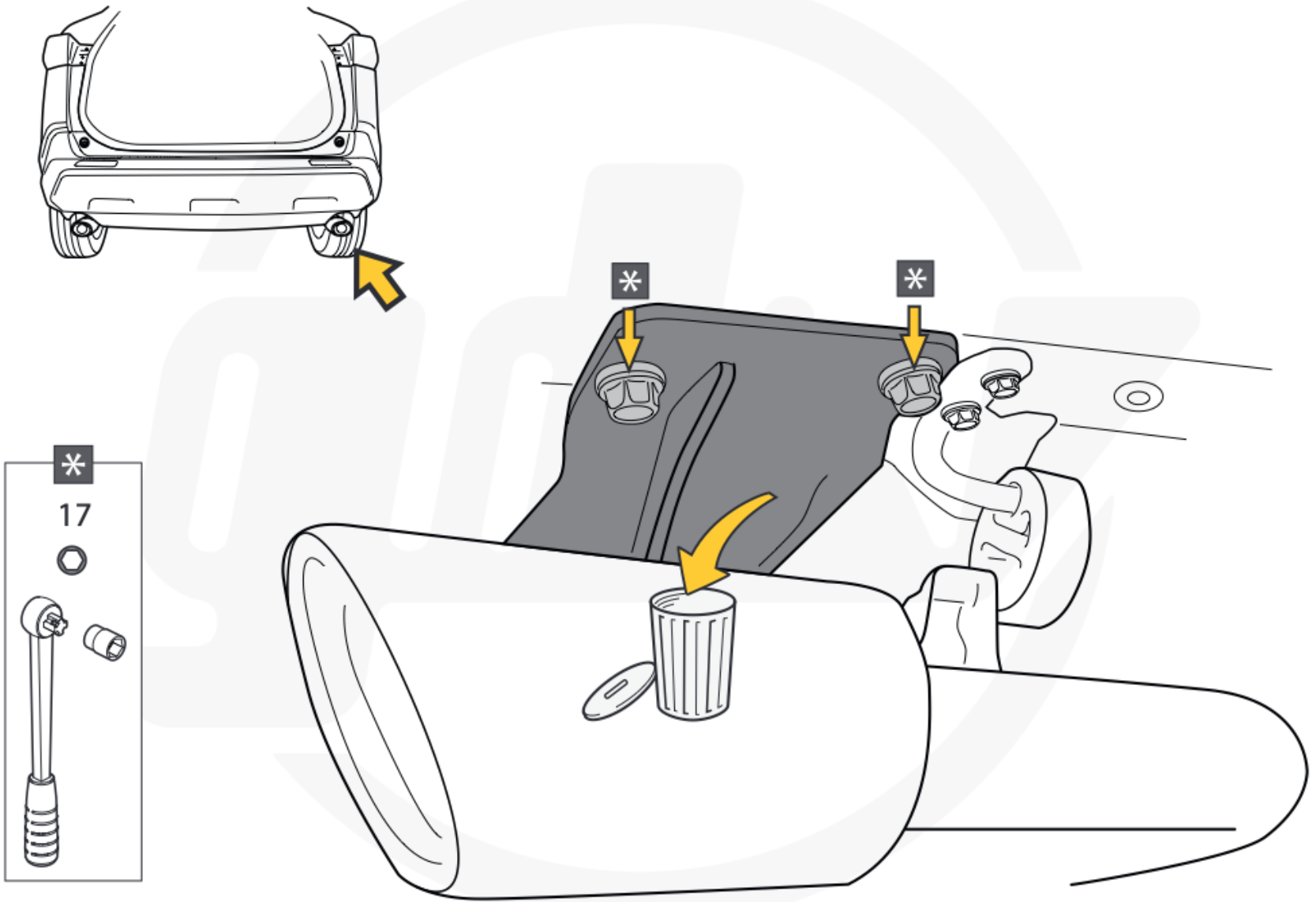


1		X1	GDW REF. 2588T60			
2		X1	GDW REF. 2			
3		X1	GDW REF. 3			
4		X1	GDW REF. 4			
5		X1	GDW REF. 5			
6		X12	DIN125-A12-140HV-ELVZ			
7		X12	DIN128A-M12			
8		X11	DIN961-M12X1.25X45			
9		X4	DIN934-M12X1.25			
10		X4	DIN961-M12X1.25X35			

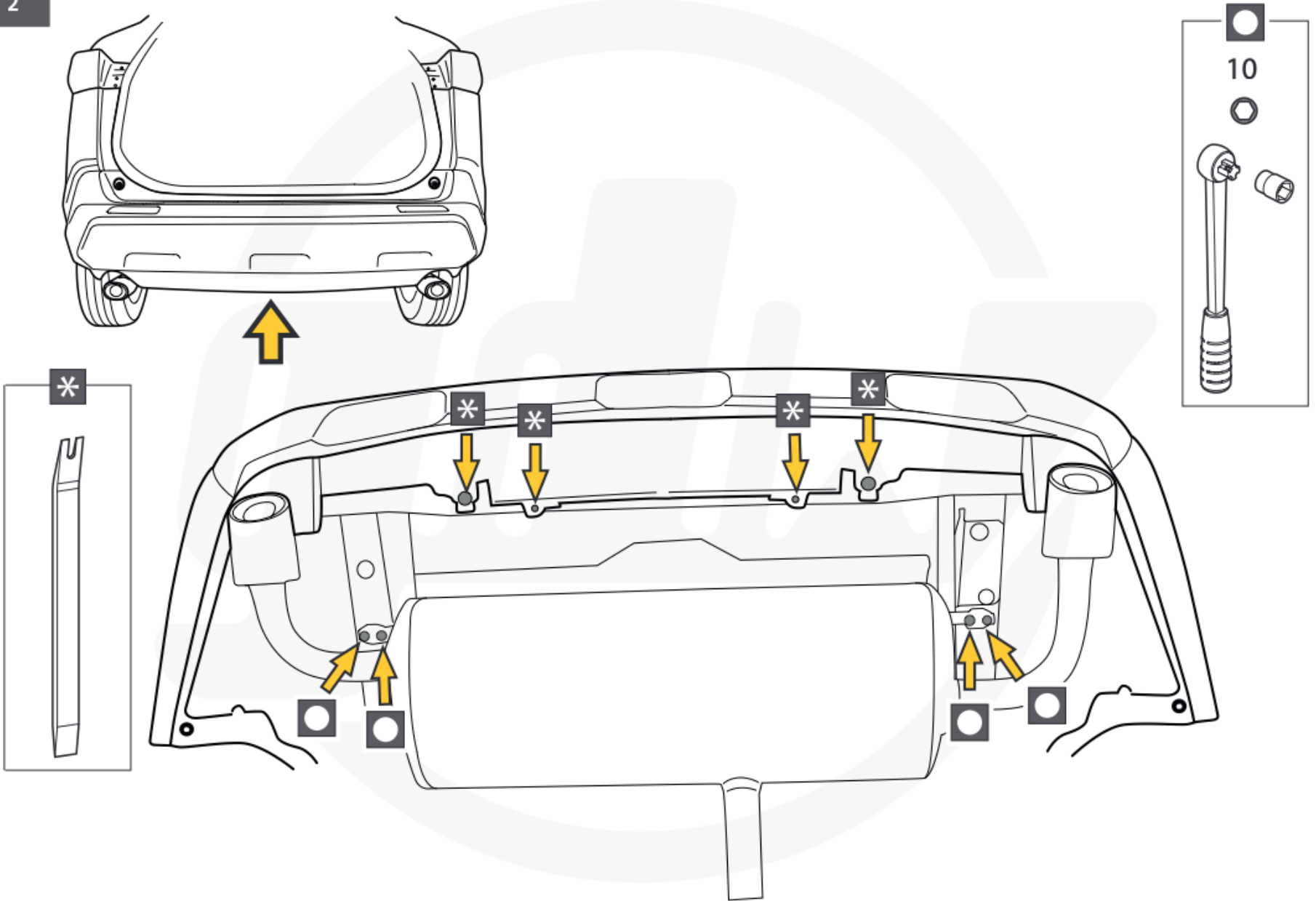
-P		X1	GDW REF. P39			
↳		X1	DIN985-M6			
↳		X2	6,2 X 15,4 X 1,6 (NYLON)			
↳		X1	GDW REF. 718.16.002			
↳		X1	GDW REF. 718.16.003			
↳		X1	GDW REF. 908.094			
↳		X1	DIN933-M6 X 30			
↳		X1	GDW REF. 908.095			

Geleverd met - Livré avec - Delivered with Gefiefert mit - Elementos adjuntos-Leveres med		X1	GDW REF. 960.V0808
↳		X1	GDW REF. 740.200
		X1	GDW REF. 912.003
↳		X1	GDW REF. 740.112
↳		X1	GDW REF. 740.111
		X1	GDW REF. 740.12X X= LAST NUMBER ON KEY
		X1	GDW REF. 718.15.001
		X1	GDW REF. SYST60-10
↳		X3	DIN931-M12X110-8.8
↳		X3	DIN128A-M12
↳		X6	DIN125A-M12
↳		X3	DIN934-M12

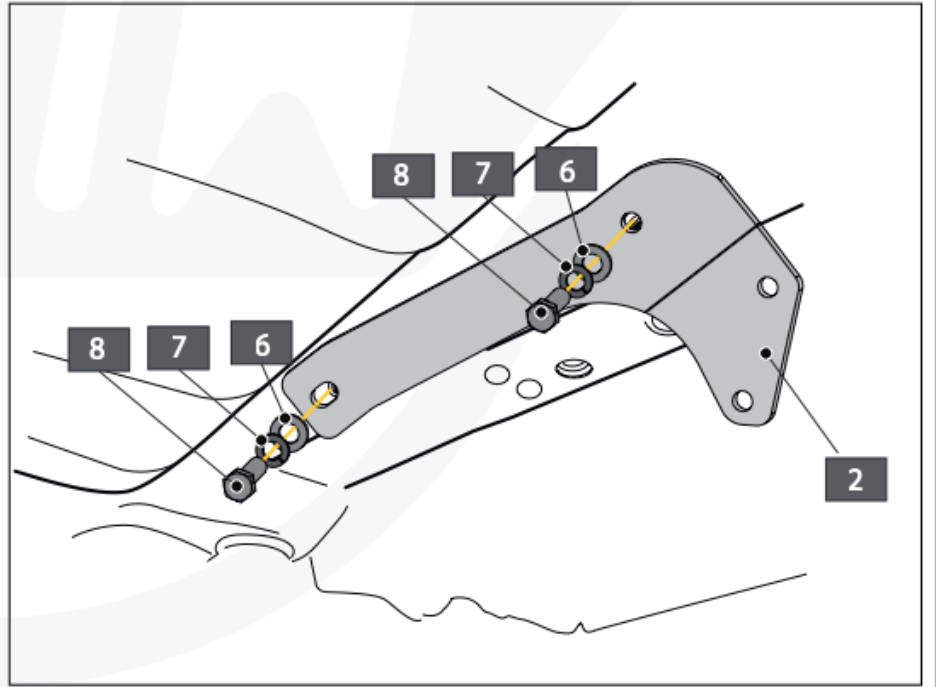
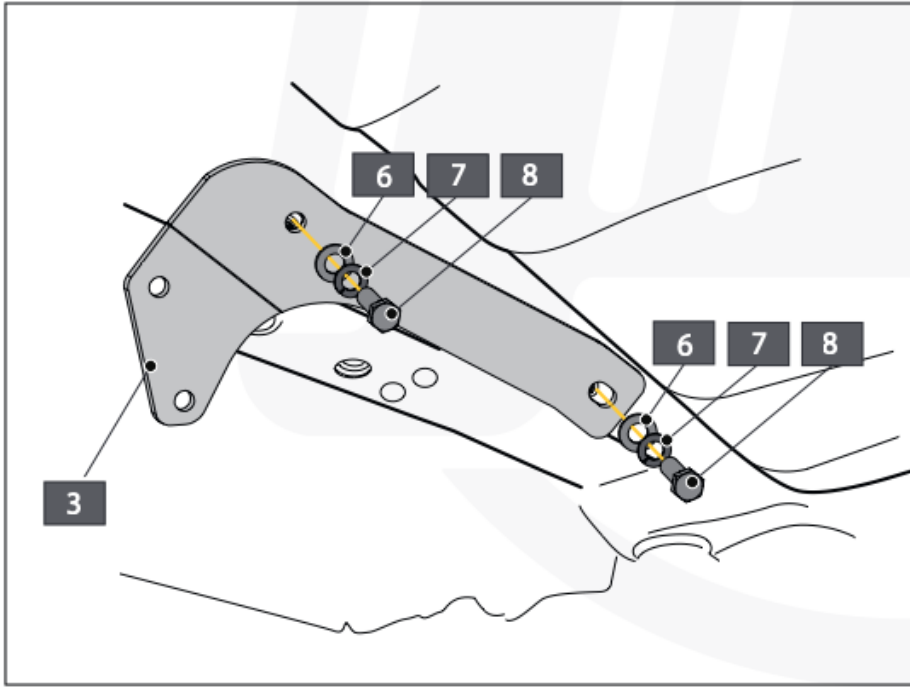

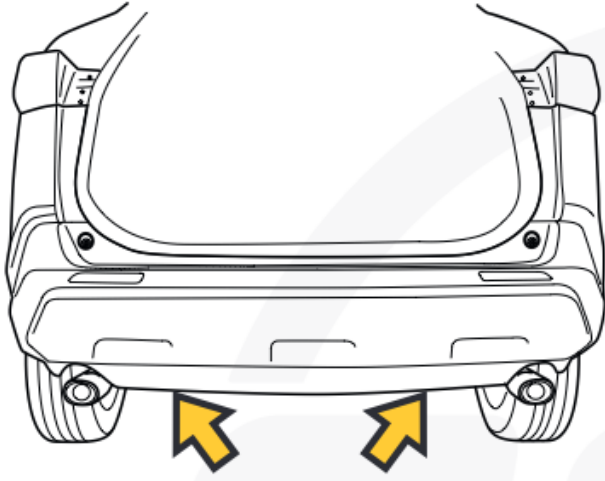
1



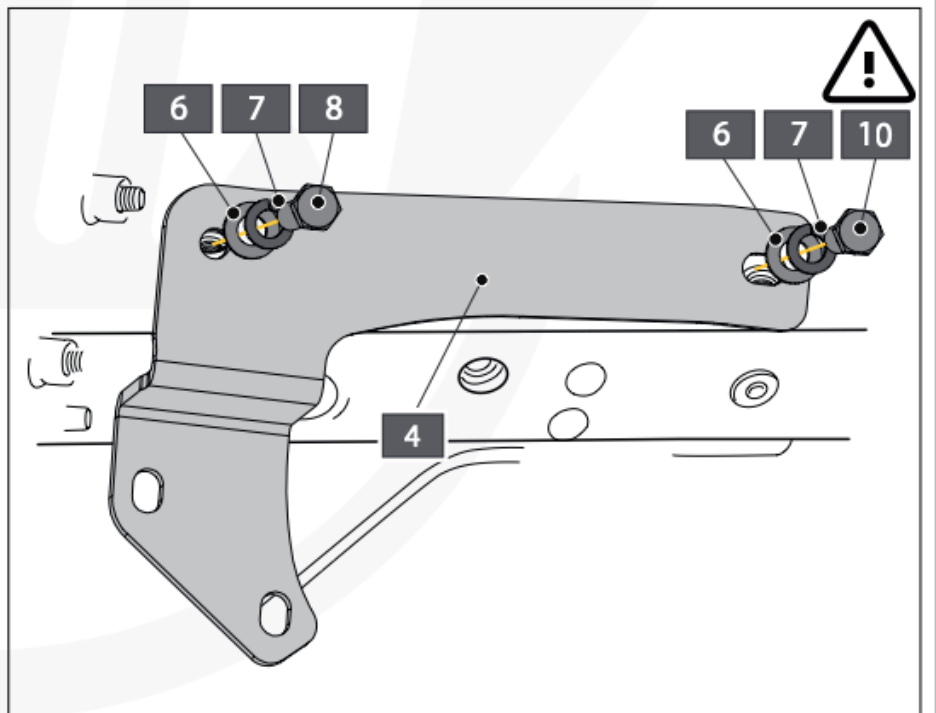
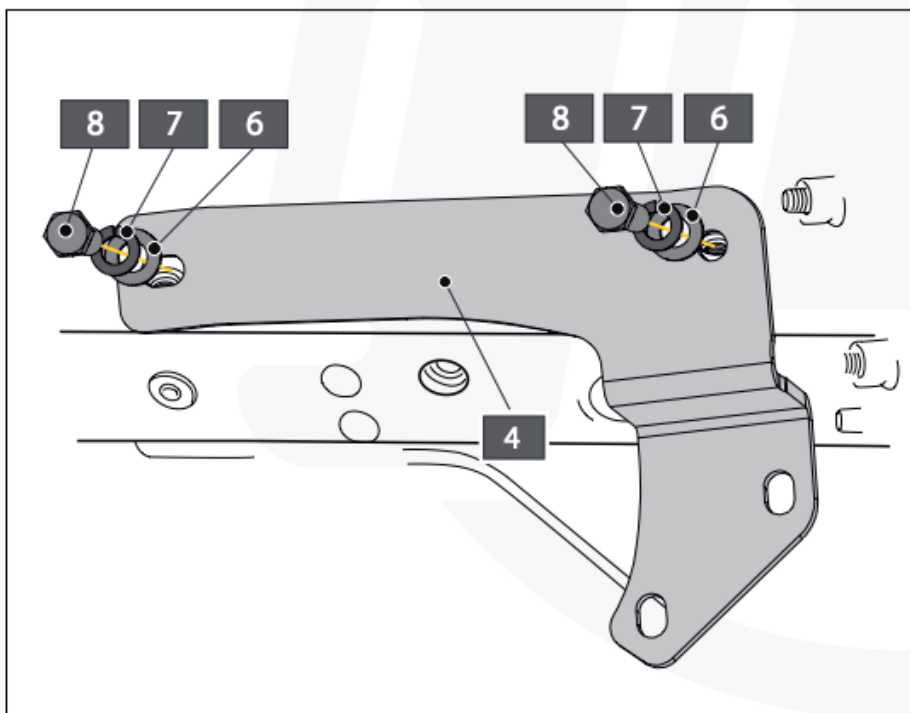

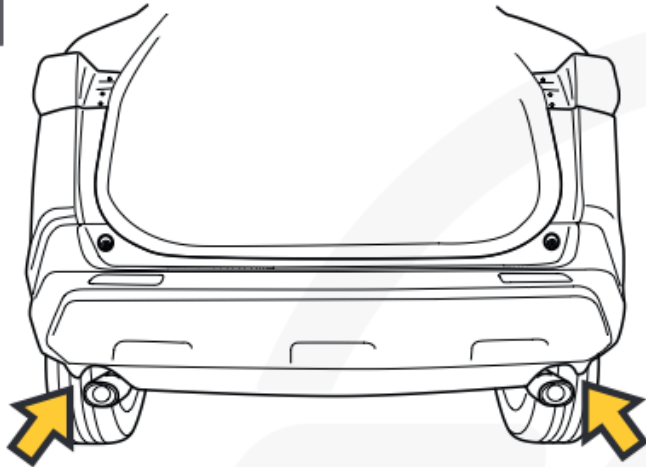
2



5

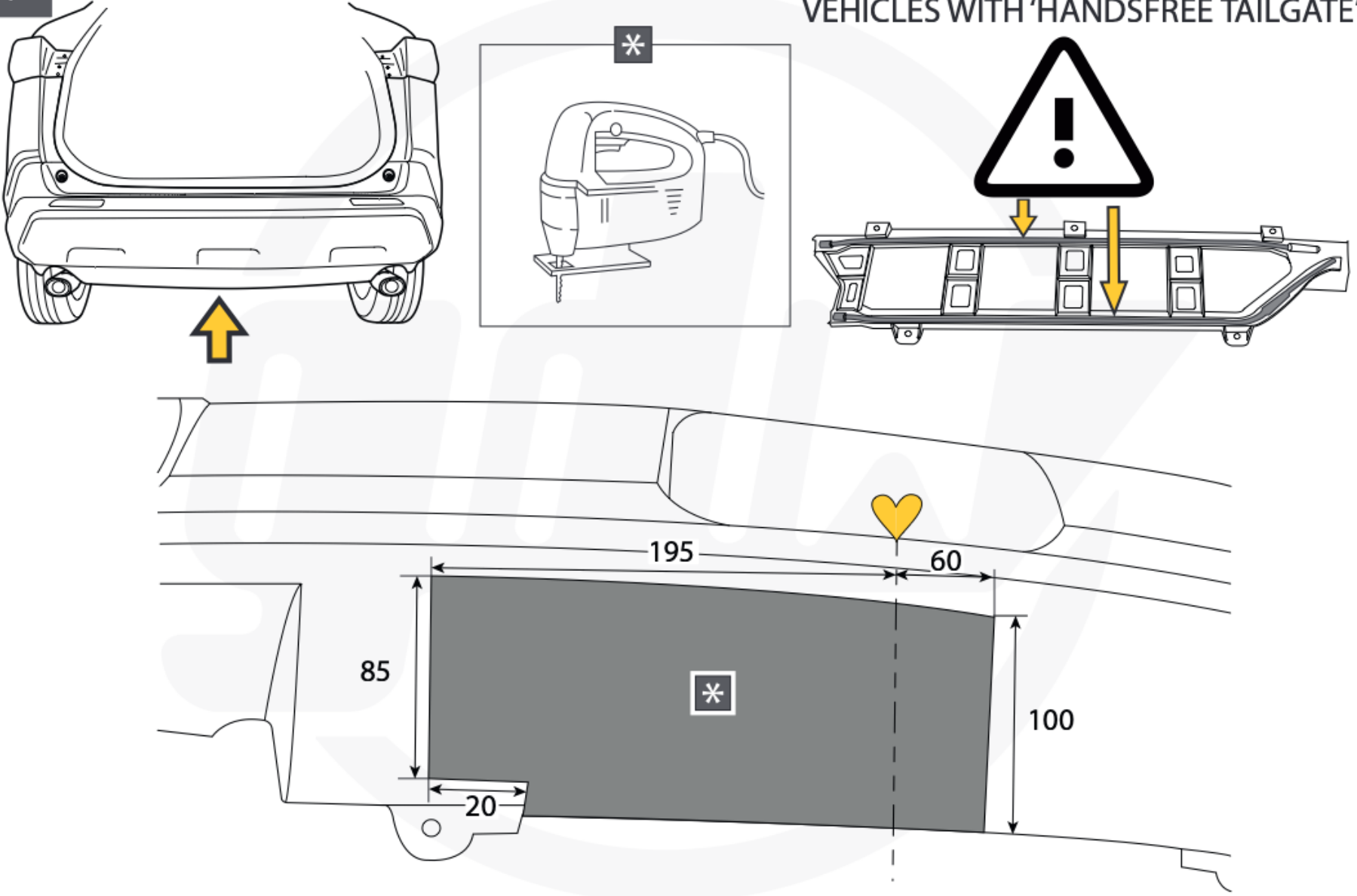


6



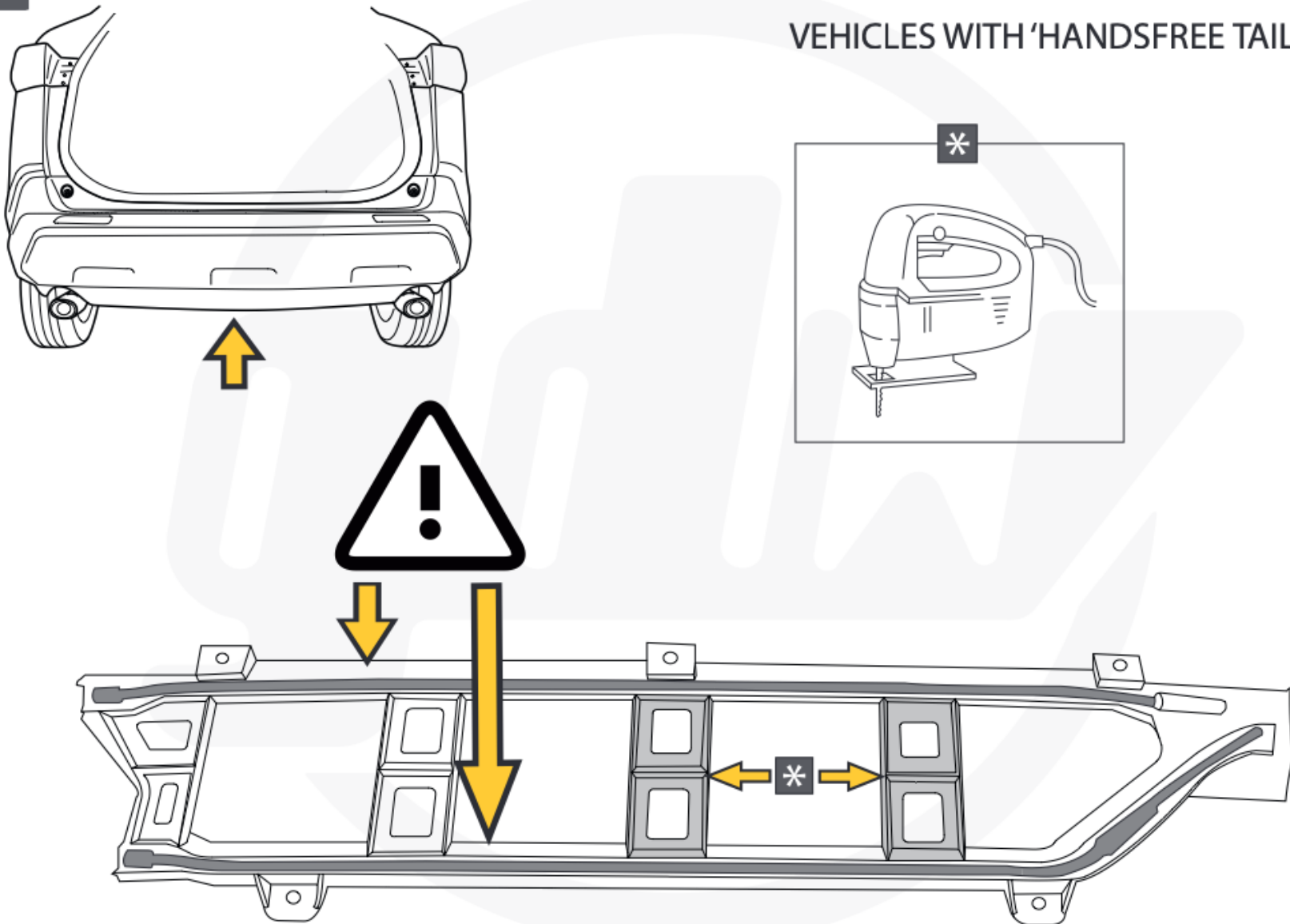
7

VEHICLES WITH 'HANDSFREE TAILGATE'

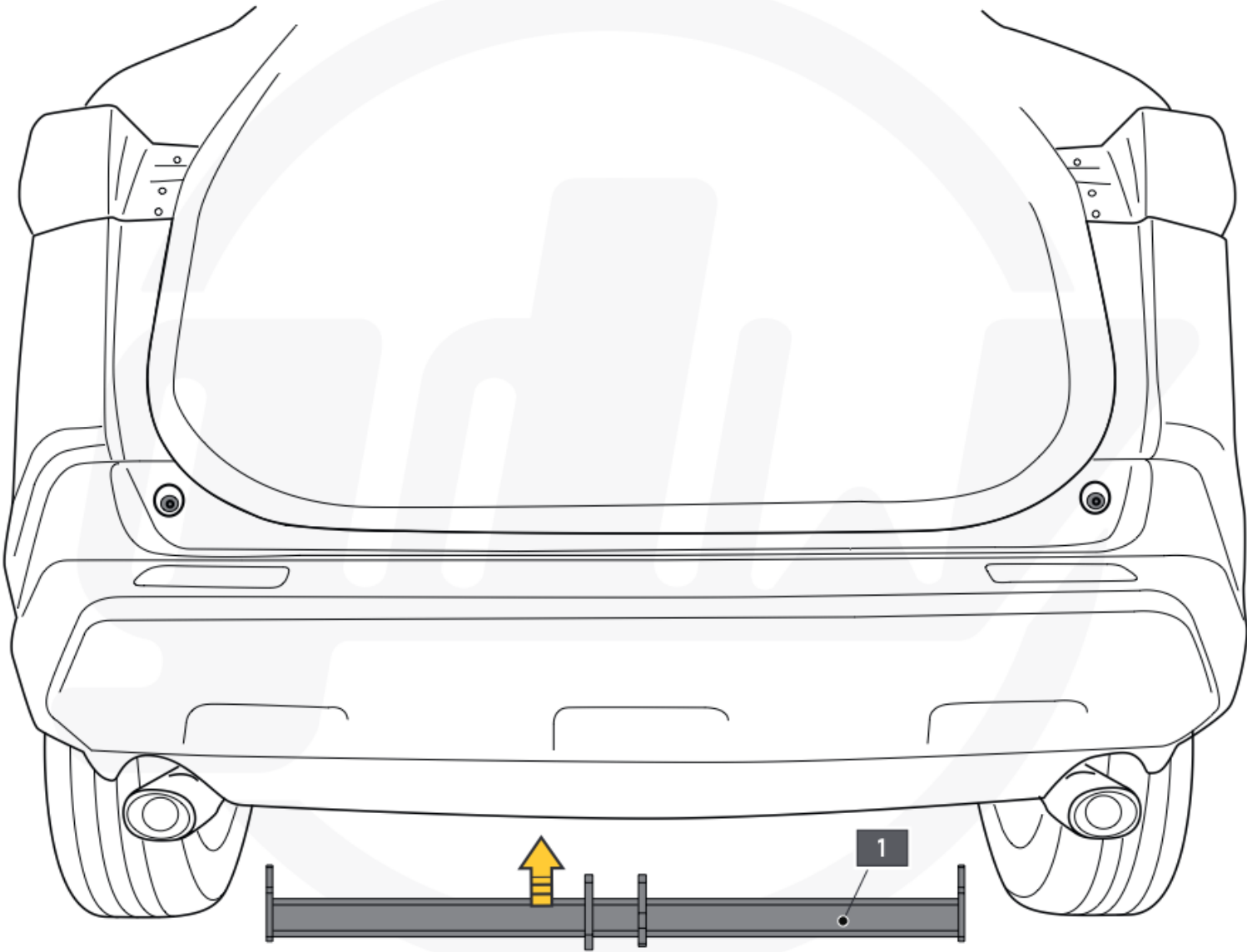


8

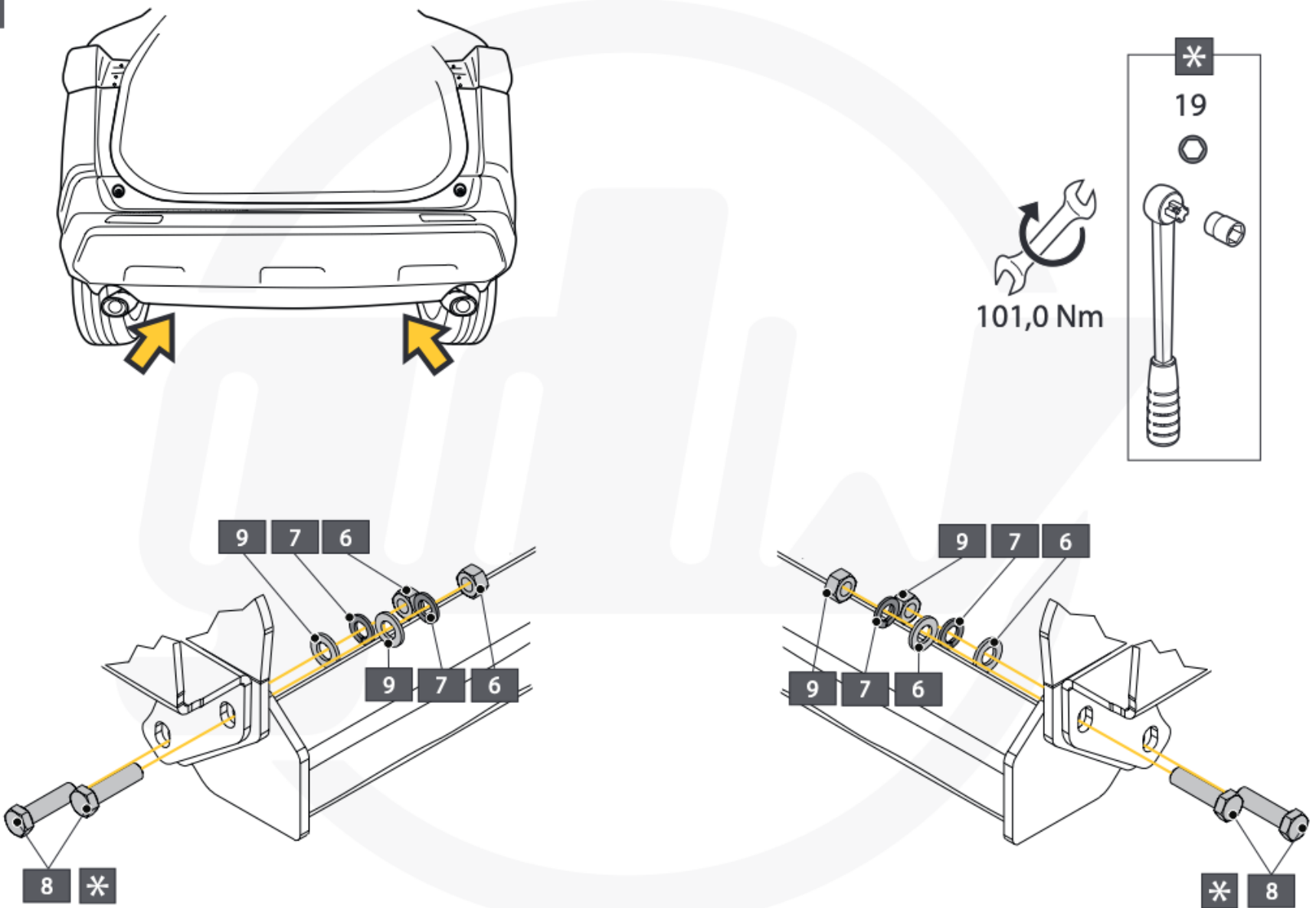
VEHICLES WITH 'HANDSFREE TAILGATE'



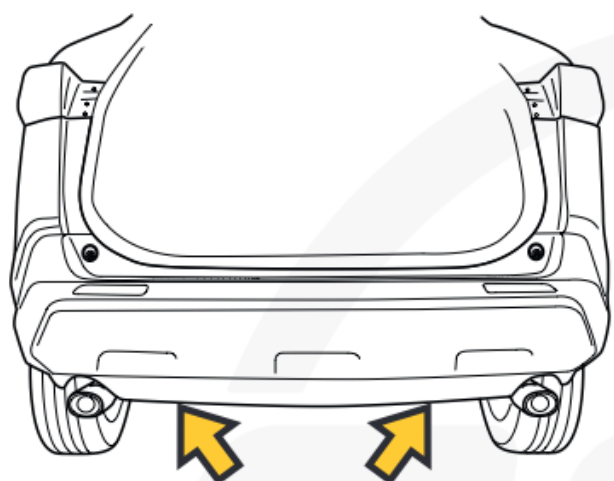
9



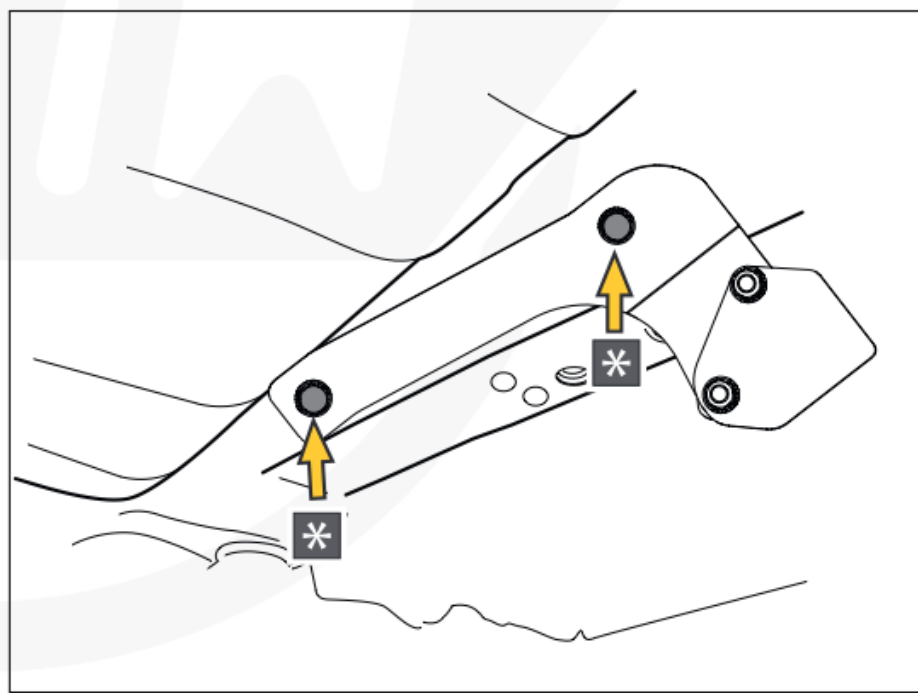
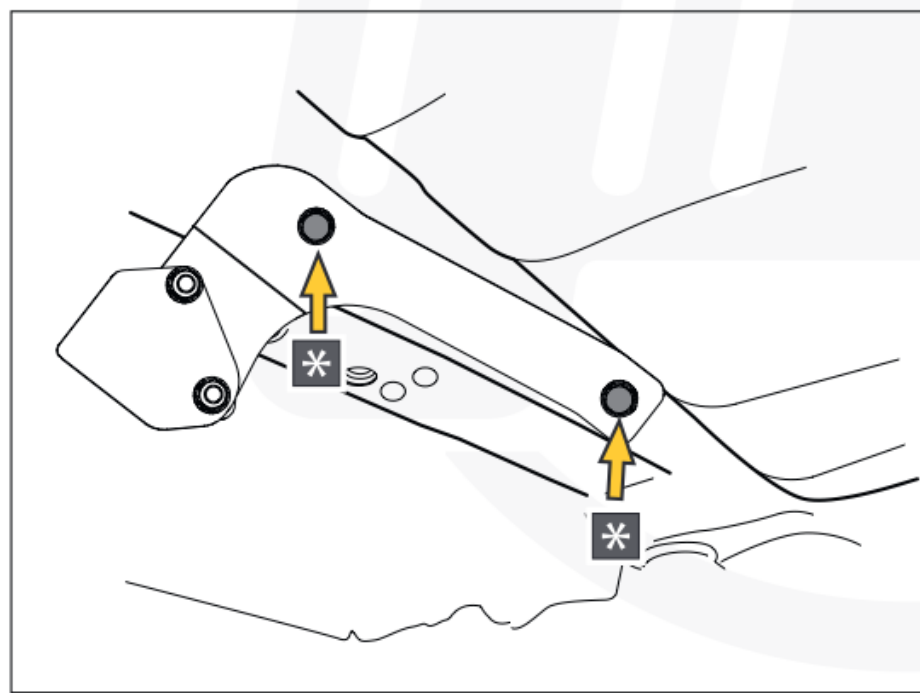
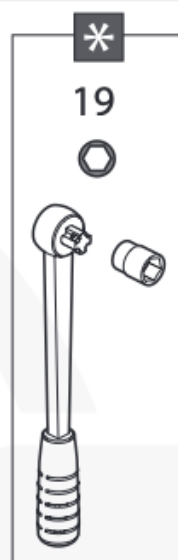
10



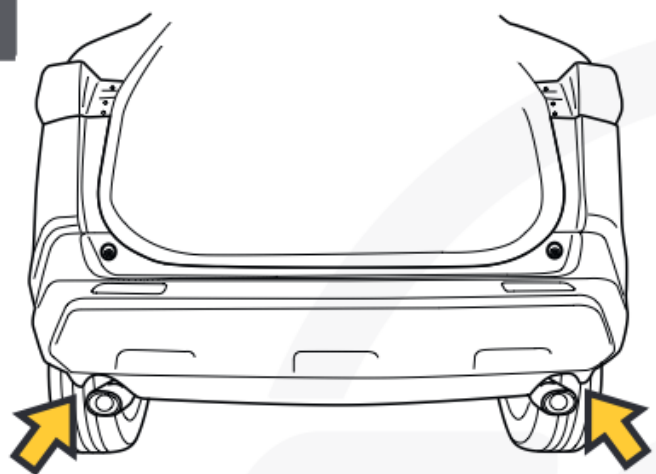
11



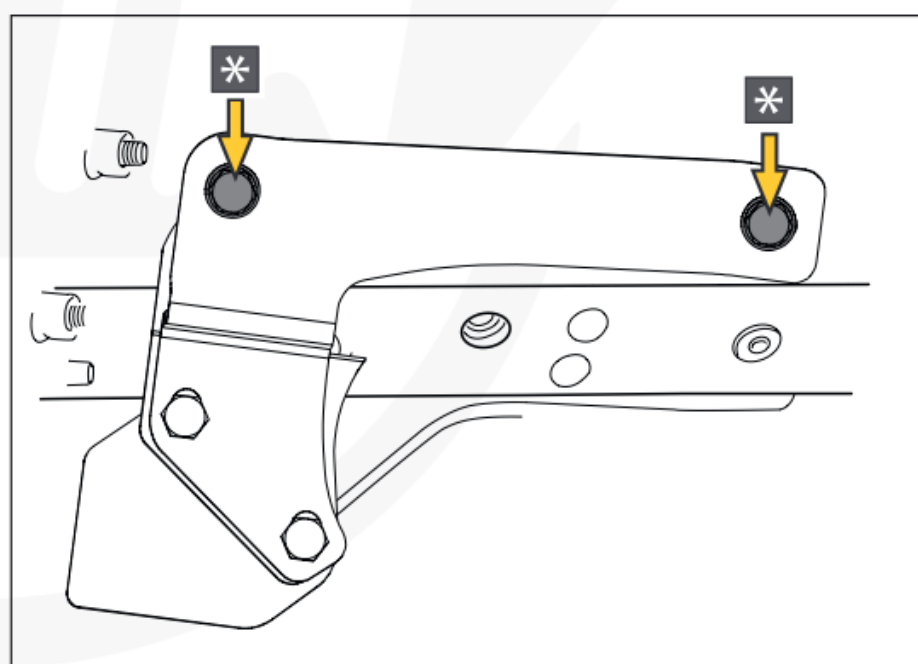
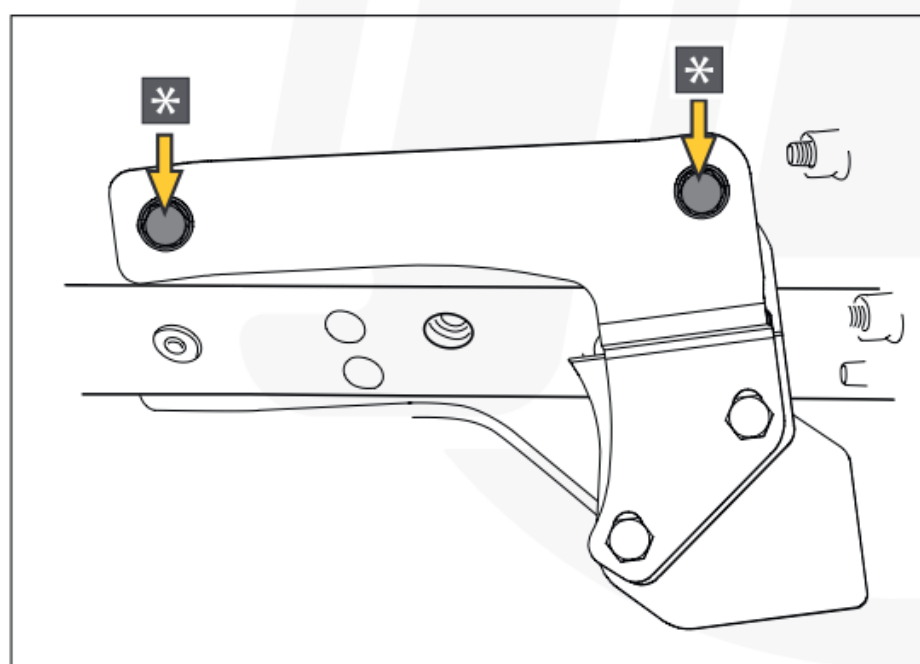
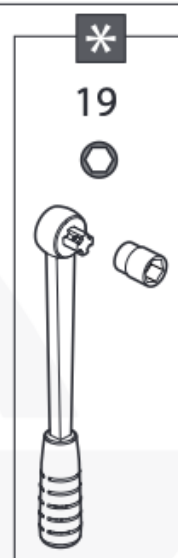
101,0 Nm



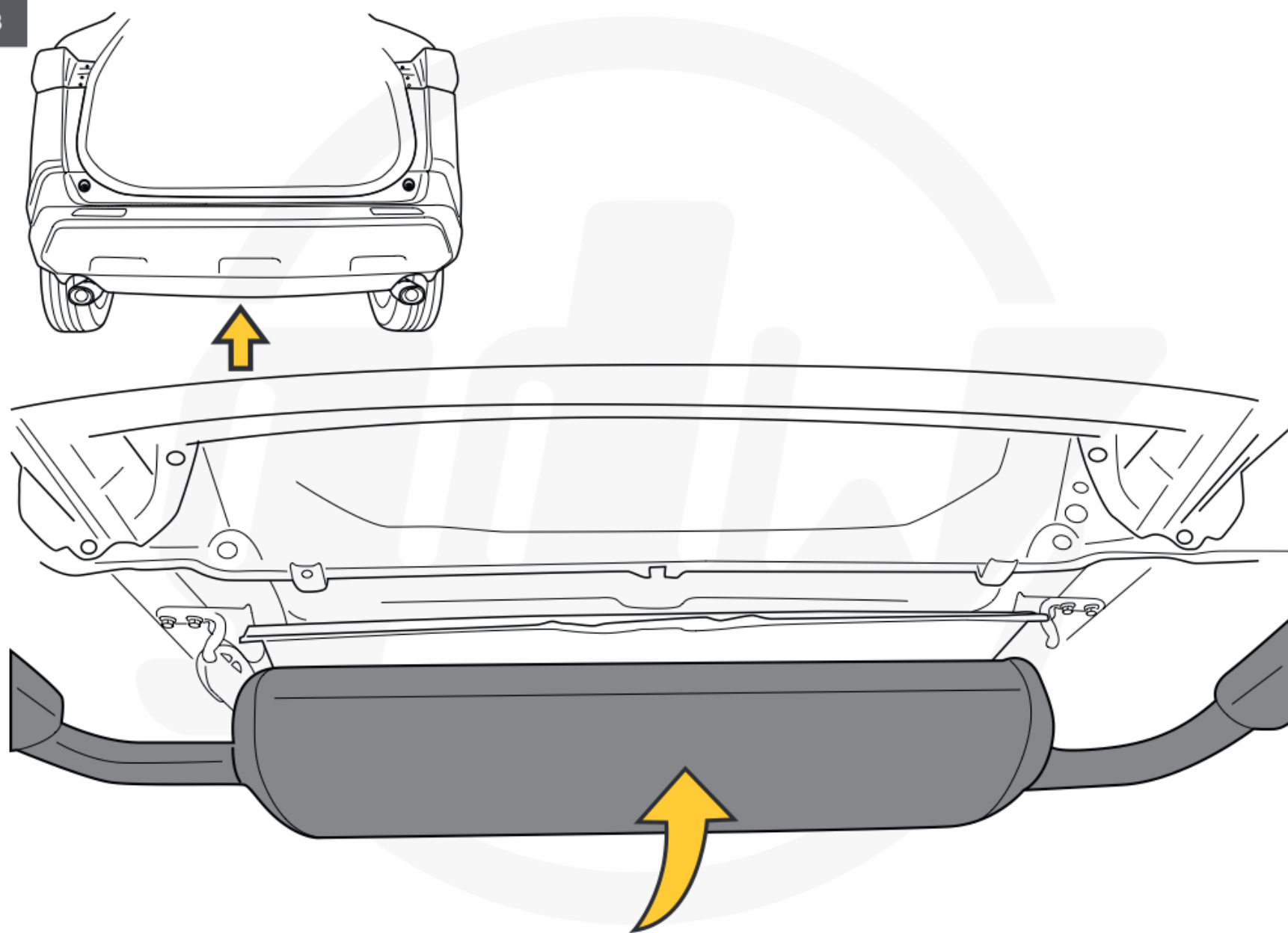
12



101,0 Nm

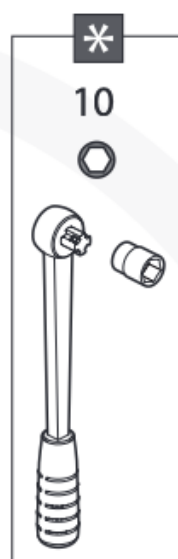









13

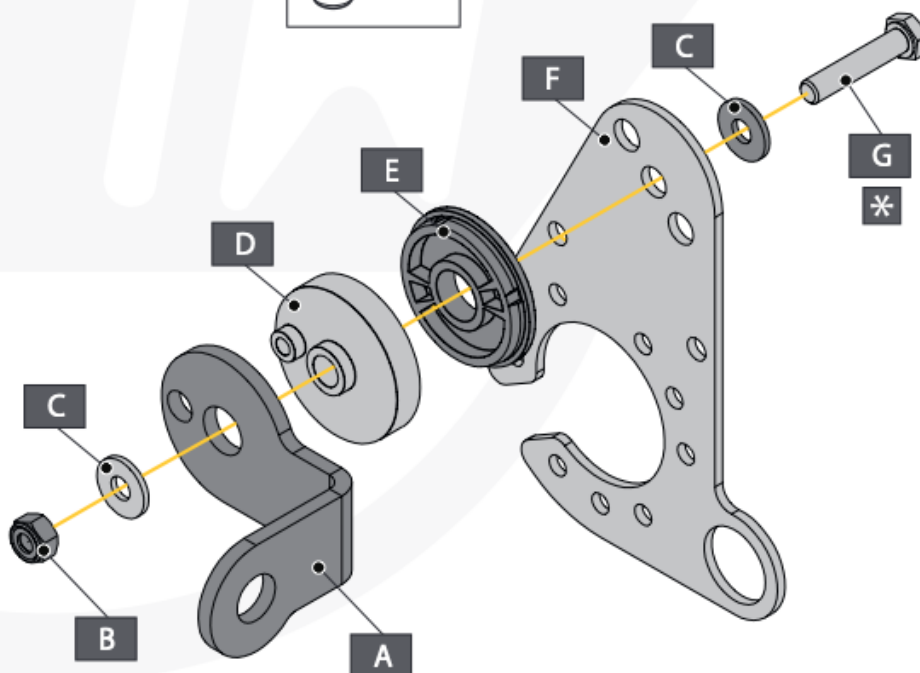


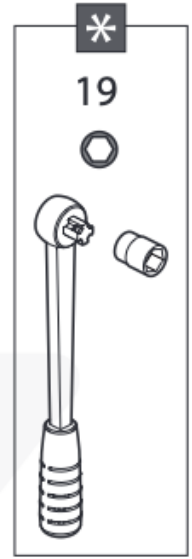
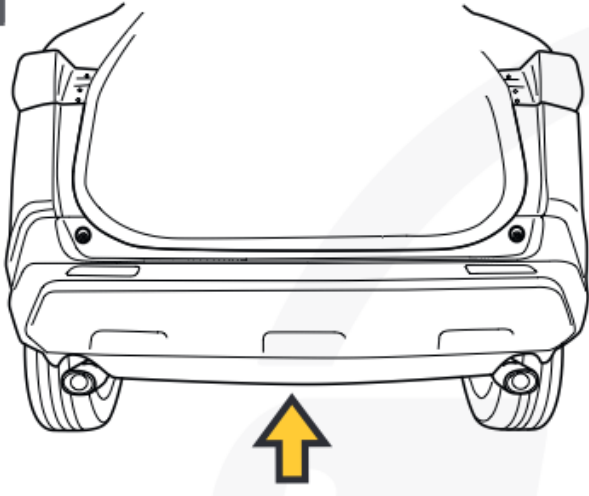
14

2,0 Nm

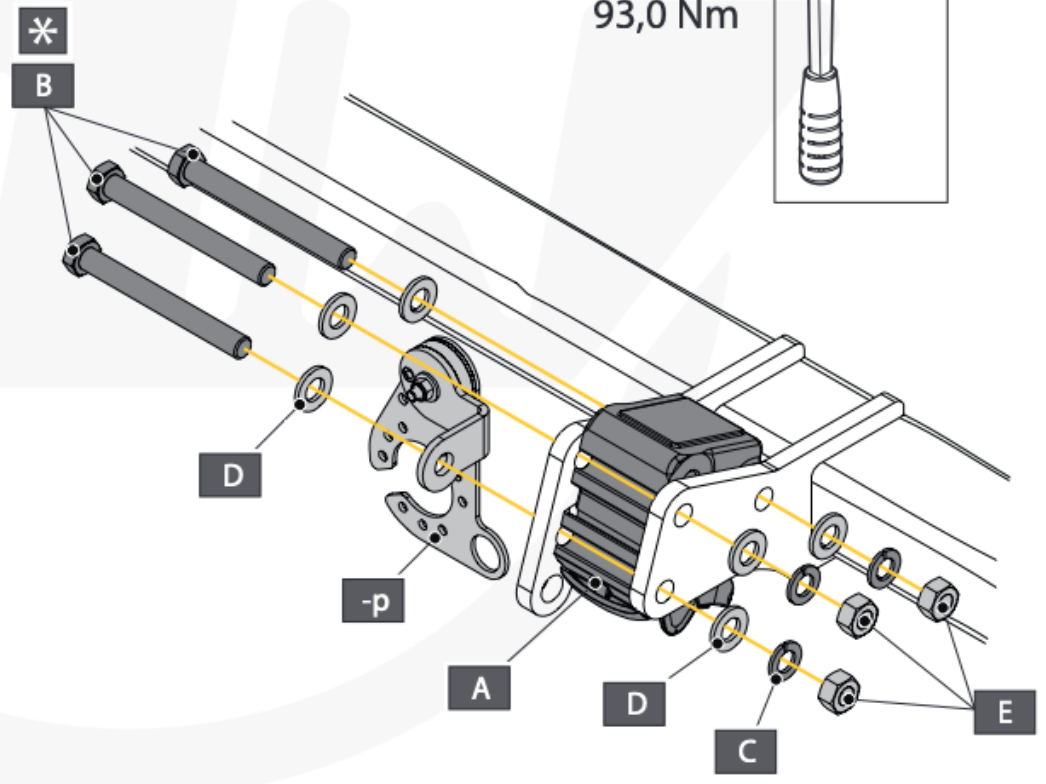


A		X1	GDW REF. 908.095
B		X1	DIN985-M6
C		X2	6,2 X 15,4 X 1,6 (NYLON)
D		X1	GDW REF. 718.16.002
E		X1	GDW REF. 718.16.003
F		X1	GDW REF. 908.094
G		X1	DIN933-M6 X 30





A		X1	GDW REF. 912.003
B		X3	DIN931-M12X110-8.8
C		X3	DIN128A-M12
D		X6	DIN125A-M12
E		X3	DIN934-M12



DICHIARAZIONE DI CORRETTO MONTAGGIO

DECLARATION OF CORRECT INSTALLATION

La sottoscritta ditta dichiara di aver montato in maniera corretta il dispositivo di traino di cui sotto, **seguendo le prescrizioni del costruttore del veicolo e del costruttore del dispositivo.**

The undersigned company declares to have correctly mounted the towing device mentioned below, following the prescriptions of the vehicle manufacturer and the construction manufacturer.

COSTRUTTORE	MANUFACTURER	GDW N.V.
RIFERIMENTO	REFERENCE	2588T60
AUTOVEICOLO	VEHICLE	TOYOTA RAV4 V + SUZUKI ACROSS
CLASSE E TIPO DI ATTACO	CLASS	F
APPROVAZIONE	HOMOLOGATION	E6*55R02/00*1683*00
VALORE D	D VALUE	11,00 kN

Timbro e firma dell'installatore Stamp & signature of installer

DATA

DATE

MASSA RIMORCHIABILE	TOWABLE MASS	Vedere carta circolazione del veicolo See registration certificate of vehicle
CARICO VERTICALE MAX. S	MAX. VERTICAL LOAD S	100 kg

Per facilitare il controllo della compatibilità del dispositivo di traino sul veicolo, è opportuno confrontare le masse riportate sulla carta di circolazione del veicolo con le masse di riferimento sotto riportate (**T** ed **C**):

To simplify checking the compatibility of the towing device on the vehicle, it is advisable to compare the masses shown on the vehicle registration certificate with the reference masses shown below (T and C):

T = Massa complessiva del veicolo in kg Total vehicle mass in kg
C = Massa rimorchiabile del veicolo in kg Towable mass of the vehicle in kg

Massa complessiva del veicolo, desunta dalla carta di circolazione (**F2**) in kg

Total mass of the vehicle, taken from the registration certificate (F2)

deve essere inferiore od uguale a quella di riferimento **T** (= kg)
must be less than or equal to the reference T

Massa rimorchiabile del veicolo, desunta dalla carta di circolazione (**O1**) in kg

Towable mass of the vehicle, taken from the registration certificate (O1)

deve essere inferiore od uguale a quella di riferimento **C** (= kg)
must be less than or equal to the reference C

Se tali condizioni sono verificate il dispositivo **è installabile.** *If these conditions are met, the device can be installed.*

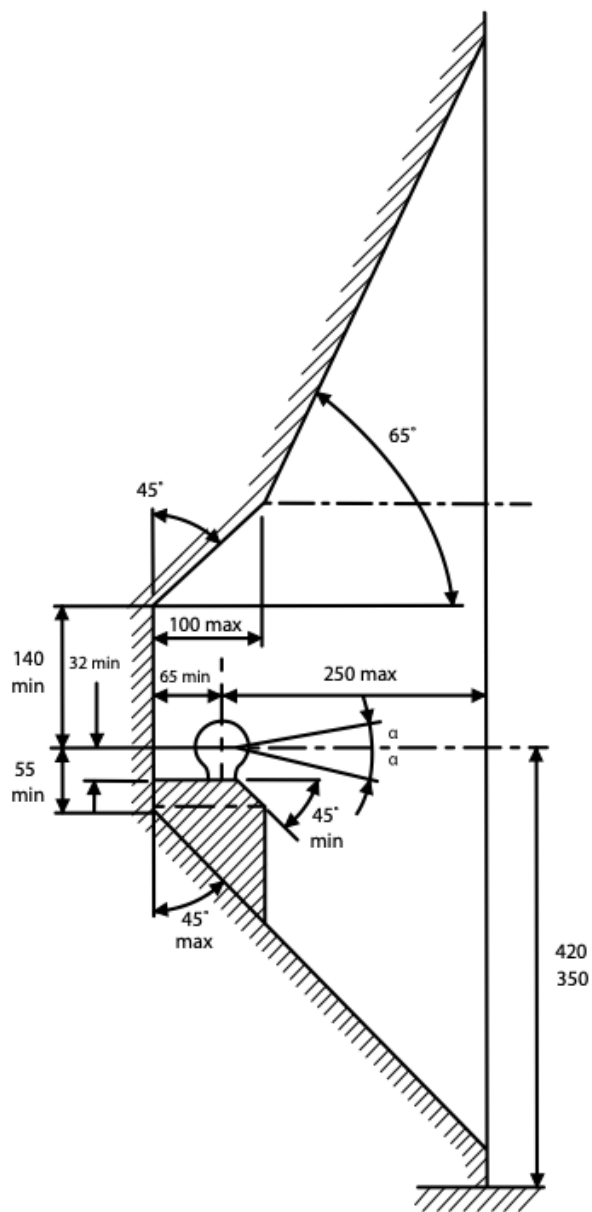
Se tali condizioni non si verificano, si deve procedere al seguente calcolo:

If these conditions are not met, the following calculation must be made:

$$D = \frac{T \times C}{T + C} \times 0,00981 = \dots\dots\dots \text{ kN}$$

Se **D** risulta inferiore a **11,00 kN** (valore riportato sulla targhetta e sul presente documento) il dispositivo **può essere installato.**
If D is less than 11,00 kN (value shown on the plate and on this document) the device can be installed.

NOTA ESPLICATIVA
EXPLANATORY NOTE

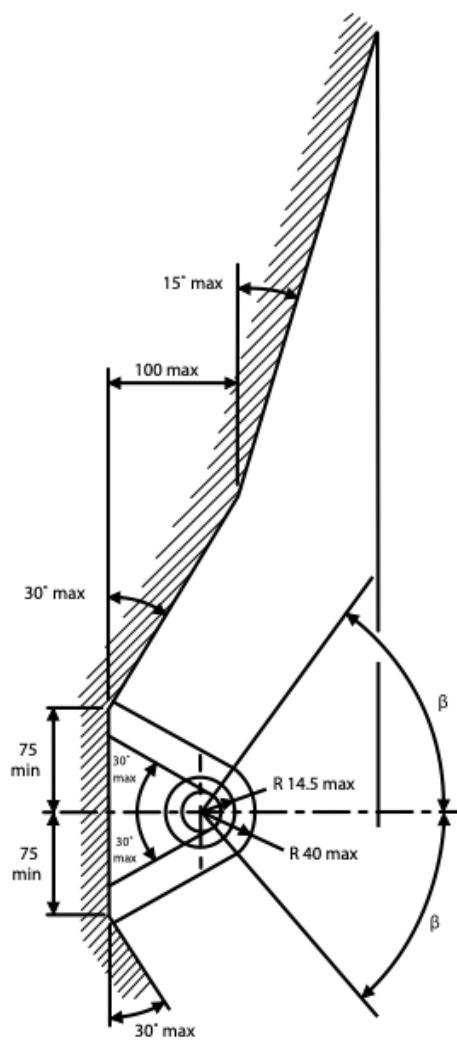


De tussenruimte conform bijlage VII, afbeelding 25 (a, b) van het reglement nr. 55 UN/ECE moet in acht genomen worden. Deze voorschriften zijn niet van toepassing op terreinvoertuigen klasse G.

La zone de dégagement doit être garantie conformément à l'annexe VII, illustration 25 (a, b) de la règle n° 55 UN/ECE. Ces dispositions ne s'appliquent pas aux véhicules tout-terrain classe G.

The clearance specified in appendix VII, diagram 25 (a, b) of regulation nr. 55 UN/ECE must be guaranteed. These requirements shall not apply to all-terrain vehicles class G.

Der Freiraum nach Anhang VII, Abbildung 25 (a, b) der Regulierung nr. 55 UN/ECE ist zu gewährleisten. Diese Vorschriften gelten nicht für Geländefahrzeugen Klasse G.



Bij toelaatbaar gewicht van het voertuig

Pour poids total en charge autorisé du véhicule

At laden weight of the vehicle

Bei zulässigem Gesamtgewicht des Fahrzeuges

Peso total admisible del vehículo

Ved tilladt samlet vægt for køretøjet

Peso totale ammissibile del veicolo